

CLASS 158 23M (2 CAR) DIESEL MULTIPLE UNIT

BODYSHELL CODES:-

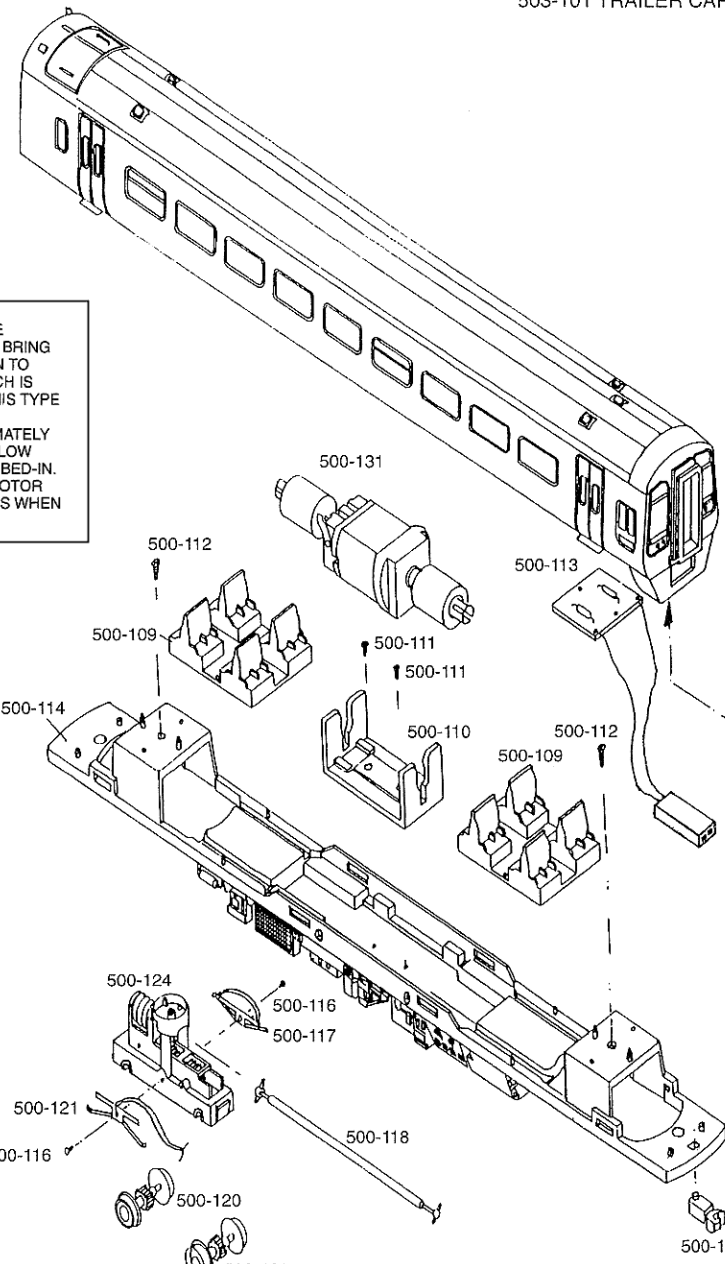
500A-100 POWER CAR (REGIONAL RLYS)
500A-101 TRAILER CAR (REGIONAL RLYS)

501-100 POWER CAR (SCOTRAIL)
501-101 TRAILER CAR (SCOTRAIL)

502-100 POWER CAR (WYPTE / METRO)
502-101 TRAILER CAR (WYPTE / METRO)

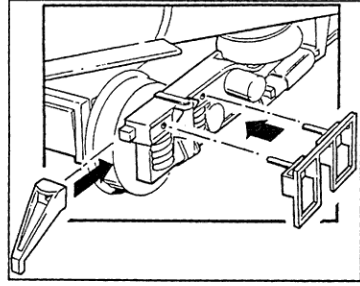
503-100 POWER CAR (REGIONAL RLYS / EXPRESS)
503-101 TRAILER CAR (REGIONAL RLYS / EXPRESS)

PLEASE NOTE
WE WOULD LIKE TO BRING
YOUR ATTENTION TO
RUNNING-IN WHICH IS
NECESSARY WITH THIS TYPE
OR DRIVE.
RUN FOR APPROXIMATELY
ONE HOUR TO ALLOW
WORKING PARTS TO BED-IN.
LIGHTLY OIL THE MOTOR
BEARINGS AND GEARS WHEN
REQUIRED.

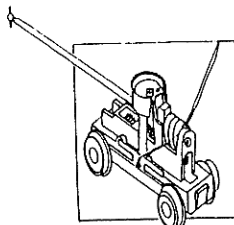


BASEPLATE FOR
TRAILER CAR
500-114B

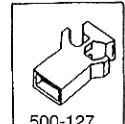
INTERIOR FOR
TRAILER CAR
500-109B



SEPARATE PARTS FOR LEADING BOGIES:-
FOOTSTEPS & GUARDS (L&R)
NOTE: GUARDS ANGLE INWARDS

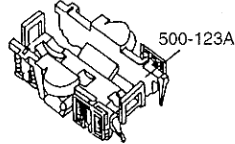


500-119
DRIVE MECHANISM &
WHEELS (COMPLETE)



500-127
SPARE INCLUDED
IN PACK

* PARTS INCLUDED
IN TRAILER CAR BOGIE
ASSEMBLY



500-123A